

[30×40 Paradigm RE-9046 Hybrid Inline Exhibit - Trade Show Rental](#)

30×40 Paradigm RE-9046 Hybrid Inline Exhibit - Trade Show Rental Exhibit

The 30×40 Paradigm RE-9046 Hybrid Inline Rental Exhibit is a unique booth display system. With two conference rooms, storage rooms, two free-standing double-sided slatwall kiosks, 14' high curved graphic towers, and more. This massive exhibit has everything you need for the perfect trade show.

- 30' x 40' Extrusion Structure
- (2) Conference Rooms with Locking Doors
- Polycoolite, Hard Rock Maple & White Sintra Infill Panels
- (2) Storage Rooms with Locking Doors
- (2) Free-Standing Double-Sided Slatwall Kiosks
- (2) Full-Height Slatwall Sections on Exterior Conference Room Walls
- 14' High Curved Graphic Towers
- Curved Overhead Graphic Header Structures at Entrances
- Halogen Lighting Throughout
- Please Request Design Details
- Graphics, Furniture, and Monitors Not Included

Modular Assembly: Locking Hex Key Connections (tool included)

Ask about Supervised Assembly

Price: \$24,891.00



[30×40 Paradigm RE-9044 Hybrid Inline Exhibit - Trade Show Rental](#)

30×40 Paradigm RE-9044 Hybrid Inline Exhibit - Trade Show Rental Exhibit

The 30×40 Paradigm RE-9044 Hybrid Inline Rental Exhibit is a unique booth display system. With a 16' high header towers, large conference room with locking door, storage room, large rectangular counter with storage, and more. This massive exhibit has everything you need for the perfect trade show.

- 30' x 40' Extrusion Structure
- 16' High Header Towers
- Large Conference Room with Locking Door
- Storage Room with Locking Door
- RE-1207 Large Rectangular Counter with Storage
- Can Lighting Throughout
- Shipping Crates
- Please Request Design Details
- Graphics, Furniture, and Monitors Not Included

Modular Assembly: Locking Hex Key Connections (tool included)

Ask about Supervised Assembly

Price: \$24,506.00



[30×40 Paradigm RE-9042 Hybrid Inline Exhibit - Trade Show Rental](#)

30×40 Paradigm RE-9042 Hybrid Inline Exhibit - Trade Show Rental Exhibit

The 30×40 Paradigm RE-9042 Hybrid Inline Rental Exhibit is a unique booth display system. With a 16' header structure, four large workstation kiosks, two reception counters, two demo counters, eight literature shelves, and more. This massive exhibit has everything you need for the perfect trade show.

- Extrusion Structure
- 16' High Header Structure
- Conference Room with Locking Door
- (4) RE-1212 Large Rectangular Workstation Kiosks
- (2) RE-1208 Large Rectangular Rectangular Reception Counters with Storage
- (2) Demo Counters with Storage
- Arch Canopies with Black Covers
- Halogen Lighting

- (8) Literature Shelves
- Please Request Design Details
- Graphics, Furniture, and Monitors Not Included

Modular Assembly: Locking Hex Key Connections (tool included)

Ask about Supervised Assembly

Price: \$18,498.00



[30×30 Paradigm RE-9075 Hybrid Inline Exhibit - Trade Show Rental](#)

30×30 Paradigm RE-9075 Hybrid Inline Exhibit - Trade Show Rental Exhibit

The 30×30 Paradigm RE-9075 Hybrid Inline Rental Exhibit is a unique booth display system. With a 16' high tower, storage room with a locking door, large monitor mount, two counters, one pedestal with a locking door, and more. This massive exhibit has everything you need for the perfect trade show.

- 16' High Tower Structure
- Storage Room with Locking Door

- Opening Walkway with Header Structure
- Large Monitor Mount
- (2) RE-1202 Rectangular Counters with Locking Doors & Interior Shelves
- (1) RE-1219 Pedestal with Locking Door & Interior Shelf
- (8) Halogen Arm Lights
- (2) L-Shape Semi-Private Meeting Area Dividers with Frosted Acrylic Infill Panels
- Hanging Sign, Graphics, Monitors, and Furniture Not Included

Estimated Crate Dimensions and Weight

- (1) Crate at 103" x 55" x 27" at approx. 900 lbs
- (1) Crate at 103" x 55" x 37" at approx. 1150 lbs
- Total Weight: 2,050 lbs. (Estimate Only)

Modular Assembly: Locking Hex Key Connections (tool included)

Ask about Supervision Assembly

Price: \$14,048.00



[30x30 Paradigm RE-9040 Hybrid Inline](#)

[Exhibit - Trade Show Rental](#)


30×30 Paradigm RE-9040 Hybrid Inline Exhibit - Trade Show Rental Exhibit

The 30×30 Paradigm RE-9040 Hybrid Inline Rental Exhibit is a unique booth display system. With a 16' high tower with storage, 10' diameter circular sign, large monitor mount, eight pedestals with small monitor mounts, and more. This massive exhibit has everything you need for the perfect trade show.

- 16' High Tower Structure with Locking Door for Storage Access
- 10' Diameter x 36" High Circular Sign Structure on Top of Tower
- (4) Halogen Arm Lights
- (4) 100" Wide x 96" High Corner Kiosk Structures for Floating Graphics
- (4) 55-1/8" Wide x 71-1/4" TSP Frames for Double-Sided SEG Fabric Graphics
- (8) RE-1209 Pedestals with 72" Uprights and Small Monitor Mounts
- Large Monitor Mount for Tower
- Click on Docs & Dims (Above) for Graphic Dimensions and Other Details
- Graphics Not Included
- Monitors Not Included

Modular Assembly: Locking Hex Key Connections (tool included)

Price: \$22,144.00



[20×60 Paradigm RE-9038 Hybrid Inline Exhibit - Trade Show Rental](#)

20×60 Paradigm RE-9038 Hybrid Inline Exhibit - Trade Show Rental Exhibit

The 20×60 Paradigm RE-9038 Hybrid Inline Rental Exhibit is a unique booth display system. With tall extrusions for large header areas for graphics, an enclosed conference area, reception counter, workstations with monitor mounts, and more. This massive exhibit has everything you need for the perfect trade show.

- Please Request Design Details
- Graphics, Furniture, and Monitors Not Included

Modular Assembly: Locking Hex Key Connections (tool included)

Ask about Supervised Assembly

Price: \$21,887.00



[20×50 Paradigm RE-9070 Hybrid Inline Exhibit - Trade Show Rental](#)

20×50 Paradigm RE-9070 Hybrid Inline Exhibit - Trade Show Rental Exhibit

The 20×50 Paradigm RE-9070 Hybrid Inline Rental Exhibit is a unique booth display system. With three enclosed conference rooms, three double-sided kiosks, eight small monitor mounts, two workstations, one curved counter, and more. This massive exhibit has everything you need for the perfect trade show.

- 20' x 50' Extrusion Structure
- (3) Enclosed Conference Rooms with Locking Doors
- (2) 16' High Towers with Locking Doors for Storage Access
- (1) Bridged Aero Frame Header Structure to Accommodate Pillowcase Graphic
- (8) Halogen Lights
- (2) 22" x 22" x 5' High Open Display Cases with (4) Clear Acrylic Shelves
- (3) Double-Sided Kiosks
- (1) Large Monitor Stand with Monitor Mount
- (8) Small Monitor Mounts
- (1) RE-1205 Large Curved Counter
- (2) RE-1216 Workstations
- Frosted Acrylic Infill Panels for Conference Rooms
- Please Request Design Details
- Graphics, Furniture, and Monitors Not Included

Modular Assembly: Locking Hex Key Connections (tool included)

Ask about Supervised Assembly

Price: \$52,786.00



[20×40 Paradigm RE-9036 Hybrid Inline Exhibit - Trade Show Rental](#)

20×40 Paradigm RE-9036 Hybrid Inline Exhibit - Trade Show Rental Exhibit

The 20×40 Paradigm RE-9036 Hybrid Inline Rental Exhibit is a unique booth display system. With a semi-private conference area, storage room with locking door, two double-sided workstations, six product shelves, two counters, and more. This massive exhibit has everything you need for the perfect trade show.

- 20' x 40' Extrusion Structure
- Semi-Private Conference Area
- Frosted Acrylic Infill Panels
- Storage Room with Locking Door
- (3) 16' High Graphic Towers
- (2) 12' High Graphic Towers
- (2) RE-1201 Double-Sided Table/Workstations
- (6) Large Black Laminated Product Shelves
- (2) RE-1202 Rectangular Reception Counters with Storage
- Halogen Lighting Throughout
- Please Request Design Details
- Graphics and Furniture Not Included

Modular Assembly: Locking Hex Key Connections (tool included)

Ask about Supervised Assembly

Price: \$17,983.00



[20×30 Paradigm RE-9077 Hybrid Inline Exhibit - Trade Show Rental](#)

20×30 Paradigm RE-9077 Hybrid Inline Exhibit - Trade Show Rental Exhibit

The 20×30 Paradigm RE-9077 Hybrid Inline Rental Exhibit is a unique booth display system. With a 16' high tower structure, two L-shaped corner walls, sixteen halogen arm lights, three curved counters, two iPad stands, and more. This massive exhibit has everything you need for the perfect trade show.

- (1) 16' High Tower Structure
- (2) L-Shape Corner Graphic Walls
- (6) Pendant Lights
- (16) Halogen Arm Lights
- (3) RE-1205 Large Curved Counter
- (1) RE-703 Charging Station
- (2) RE-1243 Rotating iPad Stand
- Graphics Not Included

- Furniture, and Flooring Not Included

Estimated Crate Dimensions and Weight

- (1) Crate @ 103" L x 55" W x 37" H @ 1,800 lbs. (Estimate Only)
- (1) Crate @ 78" L x 41" W x 46" H @ 460 lbs. (Estimate Only)
- Total Weight = 2,260 lbs. (Estimate Only)

Modular Assembly: Locking Hex Key Connections (tool included)

Ask about Supervision Assembly

Price: \$16,819.00



[20×30 Paradigm RE-9069 Hybrid Inline Exhibit - Trade Show Rental](#)

20×30 Paradigm RE-9069 Hybrid Inline Exhibit - Trade Show Rental Exhibit

The 20×30 Paradigm RE-9069 Hybrid Inline Rental Exhibit is a unique booth display system. With a 10' high structure and 16' high central tower, one reception counter, six hanging clothes racks, multiple lighting fixtures, and more. This massive exhibit has everything you need for the perfect trade show.

- 20' x 30' Extrusion Structure (10' High with 16' High Center Tower)
- (16) Halogen Arm Lights
- (8) Directional Can Lights
- (1) RE-1228 Small Curved Reception Counter with Locking Door for Storage
- (6) Hanging Clothes Racks
- Call for Graphic Dimensions
- Please Request Design Details
- Graphics, Furniture, and Monitors Not Included

Modular Assembly: Locking Hex Key Connections (tool included)

Ask about Supervised Assembly

Price: \$19,699.00



[20x30 Paradigm RE-9059 Hybrid Inline Exhibit - Trade Show Rental](#)

20×30 Paradigm RE-9059 Hybrid Inline Exhibit - Trade Show Rental Exhibit

The 20×30 Paradigm RE-9059 Hybrid Inline Rental Exhibit is a unique booth display system. With a double tower structure and curved bridge canopy, four double-sided workstation kiosks, multiple monitor mounts, reception counter, and more. This massive exhibit has everything you need for the perfect trade show.

- Double Tower Structure with Curved Bridged Canopy
- App. 14' & 16' High (17' high at top of bridged canopy)
- (2) Full-Height Locking Doors for Storage Access in Towers
- (4) RE-1223 Double Sided Workstation Kiosks
- (8) Small Monitor Mounts
- (2) Large Monitor Mounts
- (1) RE-1201 Tapered Reception Counter
- Lounge Lighting Structure With Pendant Lights
- (2) Square Coffee Tables
- (8) Halogen Arm Lights
- Please Request Design Details
- Graphics, Furniture, and Monitors Not Included

Modular Assembly: Locking Hex Key Connections (tool included)

Ask about Supervised Assembly

Price: \$25,021.00



20×30 Paradigm RE-9057 Hybrid Inline Exhibit - Trade Show Rental

20×30 Paradigm RE-9057 Hybrid Inline Exhibit - Trade Show Rental Exhibit

The 20×30 Paradigm RE-9057 Hybrid Inline Rental Exhibit is a unique booth display system. With a 16' high double-sided extrusion, 10' diameter circular hanging display, multiple counters, literature stand, monitor mount, and more. This massive exhibit has everything you need for the perfect trade show.

- (1) 16' High Silicone Edge Fabric Extrusion Structure (Double-Sided)
- (1) Storage Room with Locking Door
- (2) Semi-Private Conference Area Dividers
- (1) RE-1205 Large Curved Counter
- (2) RE-1228 Small Curved Counters
- Z-Fold Literature Stand
- (1) RE-1229 Large Monitor Kiosk
- (2) Small Graphic Kiosks for Two-Sided Sintra Panels
- (1) RE-190 10' Diameter x 36" High Circular Hanging Sign Structure
- Graphics Not Included
- Furniture, Flooring, and Monitors Not Included

Estimated Crate Dimensions and Weight

- (1) 103" L x 55" W x 43" H @ 1,300 lbs. (Estimate Only)

- (1) 103" L x 55" W x 27" H @ 900 lbs. (Estimate Only)
- (1) 77" L x 41" W x 51" H @ 360 lbs. (Estimate Only)

Modular Assembly: Locking Hex Key Connections (tool included)

Price: \$17,903.00



[20×30 Paradigm RE-9030 Hybrid Inline Exhibit - Trade Show Rental](#)

20×30 Paradigm RE-9030 Hybrid Inline Exhibit - Trade Show Rental Exhibit

The 20×30 Paradigm RE-9030 Hybrid Inline Rental Exhibit is a unique booth display system. With a large curved bridge header, 10' diameter circular hanging display, storage closet, enclosed conference room, multiple counters, and more. This massive exhibit has everything you need for the perfect trade show.

- Exhibit Structure with Curved Bridged Header
- 10' Diameter x 36" High Circular Sign Structure
- Storage Closet with Locking Door

- Enclosed Conference Room with Locking Door
- (4) RE-1227 Small Rectangular Counters with Locking Doors & Interior Shelves
- (4) Medium Monitor Mounts
- (2) RE-1202 Rectangular Counters with Locking Doors & Interior Shelves
- (1) RE-1205 Large Curved Counter with Locking Door & Interior Shelf
- (24) Halogen Arm Lights
- Please Request Design Details
- Graphics Not Included
- Furniture, Flooring, and Monitors Not Included

Estimated Crate Dimensions and Weight

- (1) Crate @ 78" L x 41" W x 51" H @ 360 lbs. (Estimate Only)
- (1) Crate @ 103" L x 55" W x 43" H @ 1,200 lbs. (Estimate Only)
- (1) Tub @ 46" L x 36" W x 60" H @ 500 lbs. (Estimate Only)
- (1) Case @ 26" L x 11" W x 54" H @ 80 lbs. (Estimate Only)

Modular Assembly: Locking Hex Key Connections (Tool Included)

Price: \$26,051.00



[20×20 Paradigm RE-9074 Hybrid Inline Exhibit - Trade Show Rental](#)

20×20 Paradigm RE-9074 Hybrid Inline Exhibit - Trade Show Rental Exhibit

The 20×20 Paradigm RE-9074 Hybrid Inline Rental Exhibit is a unique booth display system. With large double-sided corner structures, four large monitor mounts, one double-sided counter kiosk with monitor mounts, four iPad kiosks, and more. This massive exhibit has everything you need for the perfect trade show.

- Double-Sided Corner Graphic Structures with Angled Ends
- (4) Large Monitor Mounts
- (1) RE-1256 Double-Sided Counter Kiosk with (2) Large Monitor Mounts, Locking Doors and Interior Shelves
- (4) RE-1239 iPad Kiosks
- (2) RE-703 Charging Stations at Bar Table Height
- (12) Halogen Arm Lights
- Graphics, Monitors, and Furniture Not Included

Estimated Crate Dimensions and Weight

- (2) Panel Cases @ 54" L x 28" W x 12" H @ 110 lbs. Each
- (1) Shipping Tub @ 60" L x 46" W x 60" H @ 800 lbs.
- (1) Crate @ 103" L x 55" W x 37" H @ 1,600 lbs.
- Total Weight = 2,620 lbs. (Estimate Only)

Modular Assembly: Locking Hex Key Connections (tool included)

Ask about Supervision Assembly

Price: \$15,956.00



[20×20 Paradigm RE-9081 Hybrid Inline Exhibit - Trade Show Rental](#)

20×20 Paradigm RE-9081 Hybrid Inline Exhibit - Trade Show Rental Exhibit

The 20×20 Paradigm RE-9081 Hybrid Inline Rental Exhibit is a unique booth display system. With 16' high tower structure, one reception counter, two coffee table charging stations, two iPad kiosks, eight halogen arm lights, and more. This massive exhibit has everything you need for the perfect trade show.

- 16' High Tower Structure
- (1) RE-1250 Reception Counter with Locking Door & Interior Shelf
- (2) RE-703 Coffee Table Charging Stations
- (2) RE-1239 iPad Kiosks
- (6) Pendant Lights
- (8) Halogen Arm Lights
- 10' Diameter x 42" High Hanging Sign Structure
- Graphics, Monitors, and Furniture Not Included

Estimated Crate Dimensions and Weight

- (1) Crate @ 103" L x 55" W x 43" H @ App. 1,600 lbs. (Estimate Only)

Modular Assembly: Locking Hex Key Connections (tool included)

Ask about Supervision Assembly

Price: \$12,504.00



20×20 Paradigm RE-9076 Hybrid Inline Exhibit - Trade Show Rental

20×20 Paradigm RE-9076 Hybrid Inline Exhibit - Trade Show Rental Exhibit

The 20×20 Paradigm RE-9076 Hybrid Inline Rental Exhibit is a unique booth display system. With a 16' high tower, two double-sided kiosks, four small rectangular counters, one large and four small monitor mounts, one iPad kiosk, and more. This massive exhibit has everything you need for the perfect trade show.

- 16' High Tower with Locking Door, and White Laminated Soffit with Recessed Lighting
- (2) Double-Sided Kiosks at 10.5' High with White Laminated Soffits with Recessed Lighting
- (2) Bridged Headers Spanning from Tower to Kiosks
- (4) RE-1227 Small Rectangular Counters with Locking Doors & Interior Shelves
- (1) RE-1250 Counter with (2) Locking Doors & Interior Shelf
- (1) RE-1228 Small Curved Counter with Locking Door & Interior Shelf
- (1) RE-1239 iPad Kiosk
- (1) Large Monitor Mount

- (4) Medium Monitor Mounts
- Graphics, Monitors, and Furniture Not Included

Estimated Crate Dimensions and Weight

- (1) Crate @ 103" L x 55" W x 43" H @ 1900 lbs.
- (1) Crate @ 103" L x 55" W x 27" H @ 750 lbs.
- (1) Crate @ 78" L x 41" W x 46" H @ 400 lbs.
- Total Weight = 3050 lbs. (Estimate Only)

Modular Assembly: Locking Hex Key Connections (tool included)

Ask about Supervision Assembly

Price: \$18,393.00



20×20 Paradigm RE-9071 Hybrid Inline Exhibit - Trade Show Rental

20×20 Paradigm RE-9071 Hybrid Inline Exhibit - Trade Show Rental Exhibit

The 20×20 Paradigm RE-9071 Hybrid Inline Rental Exhibit is a unique booth display system. With a 19' diameter circular header, six workstations, one small curved counter, six small monitor mounts,

one large monitor mount, and more. This massive exhibit has everything you need for the perfect trade show.

- 19' Diameter Circular Header Structure
- (6) RE-1219 Workstations with Locking Doors and Interior Shelves
- (1) RE-1228 Small Curved Counter with Locking Door & Interior Shelf
- Black Laminated Countertops
- (6) Small Monitor Mounts
- (1) Large Monitor Mount
- Monitors Available, but Not Included in Base Price
- Graphics Not Included in Base Price
- Furniture Not Included

Estimated Crate Dimensions and Weight

- (1) 103" x 55" x 37" @1300 lbs. (Estimate Only)

Modular Assembly: Locking Hex Key Connections (Tool Included)

Price: \$10,533.00



20×20 Paradigm RE-9067 Hybrid Inline Exhibit - Trade Show Rental

20×20 Paradigm RE-9067 Hybrid Inline Exhibit - Trade Show Rental Exhibit

The 20×20 Paradigm RE-9067 Hybrid Inline Rental Exhibit is a unique booth display system. With a 16' high tower, four product shelves, two hanger extensions, a large reception counter with storage, eight halogen arm lights, and more. This massive display has everything you need for the perfect trade show.

- 16' High Extrusion Tower
- (4) 48" W x 10" D Product Shelves (Hard Rock Maple Lam)
- (2) 48" Wide Extensions (For Hanging Apparel or Large Format Graphics)
- (8) Halogen Arm Lights
- (3) Pendant Lights
- Large Curved Reception Counter with Locking Door for Storage

Graphic Dimensions:

- (4) 71" W x 36" H Large Curved Headers (1/8" Sintra)
- (4) 91-7/8" W x 16-7/8" H Rectangular Headers
- (4) Wing Graphics @ 34" W at Top, 19-1/2" W at Bottom, and 96" H (1/4" Sintra)
- Reception Counter Front Infill Panel @ 74-5/8" W x 34-7/8" H (1/8" Sintra)
- Please Request Design Details
- Graphics and Furniture Not Included

Estimated Crate Dimensions and Weight

- (1) 41" x 71" x 51" @ 360 lbs. (Estimate Only)
- (1) 103" x 54" x 27" @ 800 lbs. (Estimate Only)

Modular Assembly: Locking Hex Key Connections (tool included)

Ask about Supervised Assembly

Price: \$13,304.00



[20×20 Paradigm RE-9061 Hybrid Inline Exhibit - Trade Show Rental](#)

20×20 Paradigm RE-9061 Hybrid Inline Exhibit - Trade Show Rental Exhibit

The 20×20 Paradigm RE-9061 Hybrid Inline Rental Exhibit is a unique booth display system. With a massive tower structure, a reception counter, workstations with monitor mounts, and more. This massive display has everything you need for the perfect trade show.

- Please Request Design Details
- Graphics, Furniture, and Monitors Not Included


Estimated Crate Dimensions and Weight

- (1) 103" L x 55" W x 43" H @ 1800 lbs. (Estimate Only)
- (1) tub @ 36" L x 46" W x 60" H @ 600 lbs. (Estimate Only)
- Total Weight = 2400 lbs. (Estimate Only)

Modular Assembly: Locking Hex Key Connections (Tool Included)

Ask about Supervised Assembly

Price: \$16,953.00



[20×20 Paradigm RE-9055 Hybrid Inline Exhibit - Trade Show Rental](#)

20×20 Paradigm RE-9055 Hybrid Inline Exhibit - Trade Show Rental Exhibit

The 20×20 Paradigm RE-9055 Hybrid Inline Rental Exhibit is a unique booth display system. With a large tower structure, one large reception counter, four small rectangular counters, five large monitor mounts, and more. This massive display has everything you need for the perfect trade show.

- (1) 4' Wide x 16' High Silicone Edge Fabric Extrusion Tower Structure (Double-Sided)
- (2) 4' Wide x 12' High Silicone Edge Fabric Extrusion Tower Structures (Double-Sided)
- (2) 9' Wide x 4' High Silicone Edge Fabric Bridged Header Structures (Double-Sided)
- (4) RE-1227 Small Rectangular Counters
- (1) RE-1250 Reception Counter
- (5) Large Monitor Mounts
- (6) Halogen Arm Lights
- Graphics Not Included
- Furniture, Flooring, and Monitors Not Included

Graphic Dimensions


- SEG Fabric Graphics for 16' High Tower: To follow
- SEG Fabric Graphics for 12' High Towers: To follow
- SEG Fabric Graphics for Bridged Headers: To follow
- RE-1227 Counter Door Panel Graphics: 19-1/16" W x 32-1/8"H
- RE-1250 Counter Front Panel Graphic: 50-1/2" W x 34-7/8" H

Estimated Crate Dimensions and Weight

- (1) 103" L x 55" W x 37" H @ App. 1,250 lbs. (Estimate Only)

Modular Assembly: Locking Hex Key Connections (tool included)

Price: \$13,544.00



[20×20 Paradigm RE-9052 Hybrid Inline Exhibit - Trade Show Rental](#)

20×20 Paradigm RE-9052 Hybrid Inline Exhibit - Trade Show Rental Exhibit

The 20×20 Paradigm RE-9052 Hybrid Inline Rental Exhibit is a unique booth display system. With a large tower structure, four huge header panels for visibility in every direction, multiple counters, and more. This massive display has everything you need for the perfect trade show.

- Header Graphics (4) 84-7/16" W x 36-7/16" H
- Please Request Design Details
- Graphics Not Included

Estimated Crate Dimensions and Weight

- (1) 103" x 54" x 36"
- Total Weight = 1,150 lbs. (Estimate Only)

Modular Assembly: Locking Hex Key Connections (tool included)

Ask about Supervised Assembly

Price: \$12,000.00



[20×20 Paradigm RE-9049 Hybrid Inline Exhibit - Trade Show Rental](#)

20×20 Paradigm RE-9049 Hybrid Inline Exhibit - Trade Show Rental Exhibit

The 20×20 Paradigm RE-9049 Hybrid Inline Rental Exhibit is a unique booth display system. With built-in tower counter, one large monitor mount, four literature shelves, one large counter with locking storage, and more. This massive display has everything you need for the perfect trade show.

Impact Displays & Graphics Inc. | Toll Free: 1-877-217-2681 | 963 Clark Ave, Yuba City, CA 95991

26 of 29


<https://www.impact-displays.com/category/rental-displays/paradigm-modular-rental-displays/>

- Lightweight Recycled Aluminum Extrusion Frame
- (6) LED Energy Efficient Lights
- (4) RE-170 Literature Shelves
- (1) Large Monitor Mount
- (1) Built-in Tower Counter w/ Black Laminated Top
- (2) Frosted Acrylic Divider Panels
- (1) RE-1205 Large Curved Counter with Locking Door for Storage (Black, Grey or White Sintra Infill Panels)
- See Docs & Dims for Graphic Dimensions
- Excludes Monitor
- Graphics Not Included in Base Price

Estimated Crate Dimensions and Weight

- (1) 103" x 55" x 37" @ 900 lbs. (Estimate Only)

Price: \$6,996.00



[20x20 Paradigm RE-9026 Hybrid Inline Exhibit - Trade Show Rental](#)

20×20 Paradigm RE-9026 Hybrid Inline Exhibit - Trade Show Rental Exhibit

The 20×20 Paradigm RE-9026 Hybrid Inline Rental Exhibit is a unique booth display system. With a 16ft high structure, a reception counter, private conference area, ample area for graphics, and more. This massive display has everything you need for the perfect trade show. For more information on the 20×20 Paradigm RE-9026 display, please [contact us](#) to talk to a team member.

- Please Request Design Details
- Graphics Not Included in Base Price

Modular Assembly: Locking Hex Key Connections (tool included)
Ask about Supervised Assembly

Price: \$15,021.00



[20×20 Paradigm RE-9017 Hybrid Inline Exhibit - Trade Show Rental](#)

20×20 Paradigm RE-9017 Hybrid Inline Exhibit - Trade Show Rental Exhibit

The 20×20 Paradigm RE-9017 Hybrid Inline Rental Exhibit is a unique booth display system. With a 16ft high curved backwall structure with built-in walkway, two small monitor mounts, two connected

shelving units, and more. This massive display has all you need for the perfect trade show.

- 16' High Curved Backwall Structure with Built-in Walkway
- Storage Closet with Locking Door (Includes Solid Unprinted Sintra Infill Panels)
- (2) Connected Shelving Units
- (2) Small Monitor Mounts
- Short Coral Wall for Semi-Private Conference Area (Includes Frosted Acrylic Infill Panels)
- (1) RE-1205 Large Curved Counter with Locking Door & Interior Shelf
- (1) RE-1229 Large Monitor Kiosk with Large Monitor Mount
- SEG Fabric Graphics on Both Sides
- Click on Docs & Dims (Above) for Graphic Dimensions/Templates
- Graphics Not Included
- Furniture, Flooring, and Monitors Not Included

Modular Assembly: Locking Hex Key Connections (Tool Included)

Price: \$18,498.00